

Signify Classified - Internal  
Cooper Lighting Solutions Photometric Lab  
1121 Highway 74 South  
Peachtree City, GA 30269



Scaled data based on original data using  
LM-79-08 Approved Method: Electrical and Photometric Measurements of Solid-  
State Lighting Products

Test Report Prepared for  
Cooper Lighting Solutions  
(formerly Eaton)

Brand: STREETWORKS

Report Number: P870519

Luminaire Tested: **MEM2-HSN-SA-90-830-U-T5R**

Issue Date: 09/05/2024



**Test Information**

Test Method: LM-79-08  
Report Number: P870519  
Test Lab: INNOVATION CENTER(G3)  
Issue Date: 09/05/2024  
Manufacturer: COOPER LIGHTING SOLUTIONS (FORMERLY EATON)  
Product Line: STREETWORKS  
Catalog Number: MEM2-HSN-SA-90-830-U-T5R  
Description: EPIC MODERN SHORT HOUSING DISCRETE LED ARRAYS 90W 80CRI 3000K  
FIXTURE w/ TYPE V ROUND DISTRIBUTION OPTIC  
Light Source: (20) 3000K CCT, 80 CRI LEDS  
Ballast/Driver: ELECTRONIC DRIVER

**Summary**

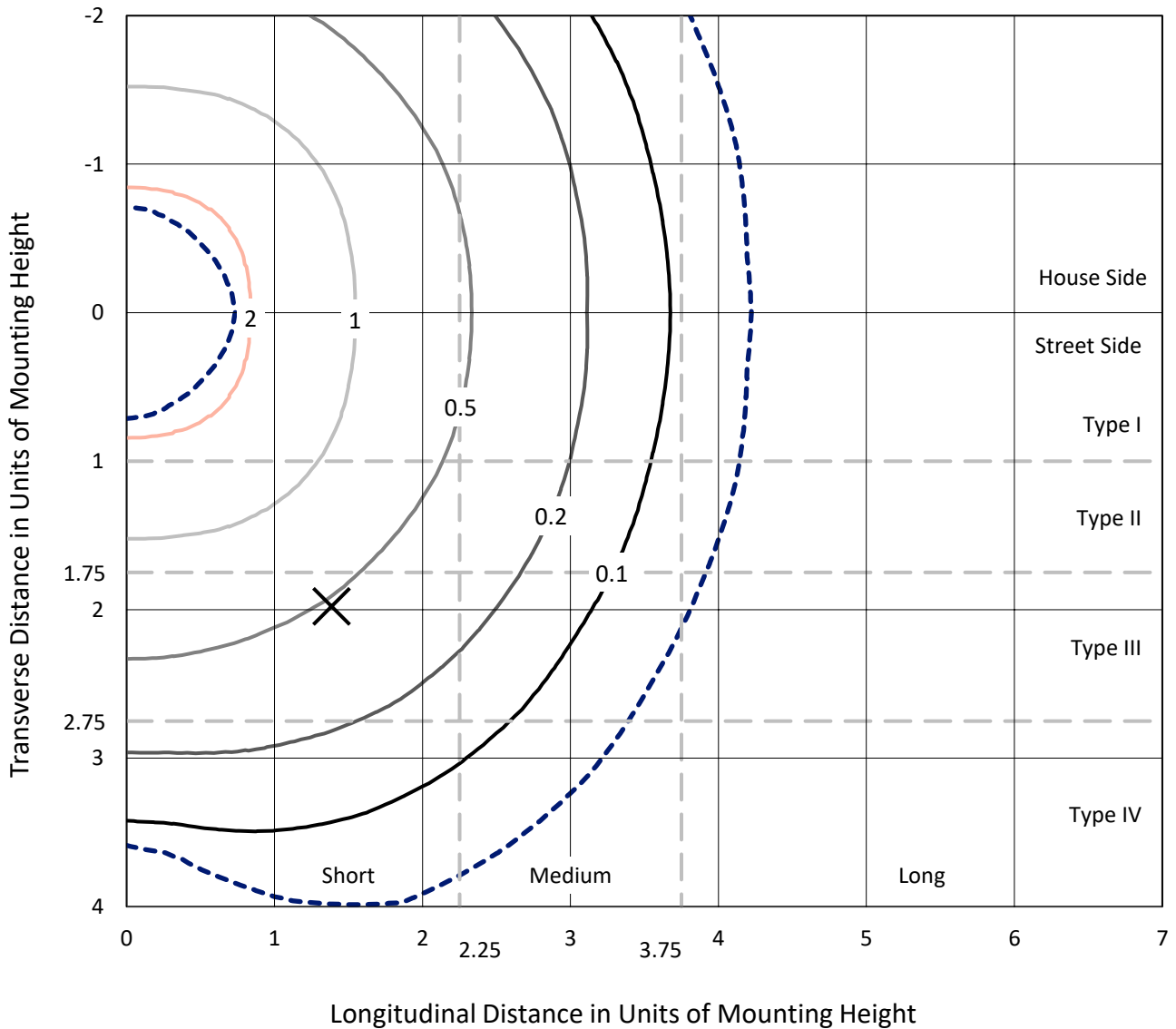
Lumens per Lamp: N/A  
Luminaire Lumens: 11488.1 lumens  
Efficiency: N/A  
Efficacy: 127.6 lumens/watt  
Luminous Opening: Rectangular (W 0.67' x L: 0.33' x H: 0')  
IES Classification: Type V - Short  
BUG Rating: B4 - U0 - G2

Input Watts (W): 90  
Input Voltage (V): 120  
Input Current (A<sub>in</sub>): NR  
Voltage Rise (V): NR  
Power Factor: 0.99  
Total Harmonic Distortion (THDi): 6.20%  
Frequency (hertz): 60  
Stabilization Time: NR  
Operation Time: NR  
Ambient Temperature (°C): NR  
Test Distance: 24 FT

REPORT NUMBER: P870519  
 CATALOG NUMBER: MEM2-HSN-SA-90-830-U-T5R

### Iso-Footcandle Lines of Horizontal Illumination

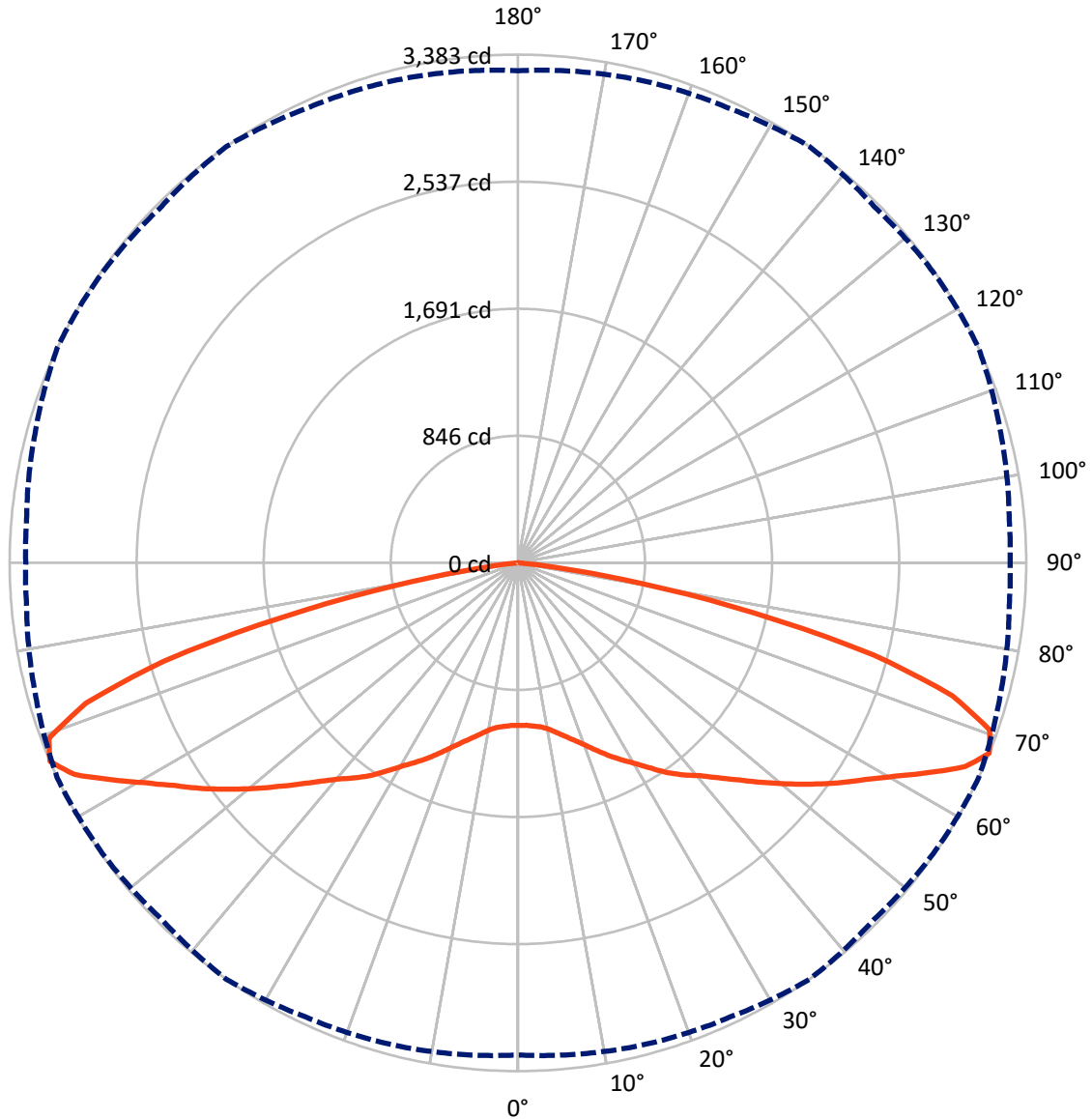
× Max cd  
 - - - 1/2 Max cd



Based on 20 foot mounting height. Maximum calculated value = 2.7 fc  
 Type V - Short - N/A

REPORT NUMBER: P870519  
CATALOG NUMBER: MEM2-HSN-SA-90-830-U-T5R

### Luminous Intensity Polar Plot



— Vertical Plane Through 35-Deg Lateral    - - - Horizontal Cone Through 67.5-Deg Vertical

REPORT NUMBER: P870519  
 CATALOG NUMBER: MEM2-HSN-SA-90-830-U-T5R

**FLUX DISTRIBUTION:**

		Downward	Upward	Total
<b>House Side</b>	Lumens	5744.0	0.0	5744.0
	% Fixture	50.0	0.0	50.0
<b>Street Side</b>	Lumens	5744.0	0.0	5744.0
	% Fixture	50.0	0.0	50.0
<b>Total</b>	Lumens	11488.1	0.0	11488.1
	% Fixture	100.0	0.0	100.0

**Coefficient of Utilization**

**ZONAL LUMENS:**

Zone	Lumens	% Fixture
0°-10°	105.2	0.9
10°-20°	344.9	3.0
20°-30°	659.2	5.7
30°-40°	1065.2	9.3
40°-50°	1559.1	13.6
50°-60°	2235.7	19.5
60°-70°	3133.6	27.3
70°-80°	2211.0	19.2
80°-90°	174.1	1.5
90°-100°	0.0	0.0
100°-110°	0.0	0.0
110°-120°	0.0	0.0
120°-130°	0.0	0.0
130°-140°	0.0	0.0
140°-150°	0.0	0.0
150°-160°	0.0	0.0
160°-170°	0.0	0.0
170°-180°	0.0	0.0
0°-90°	11488.1	100.0
0°-180°	11488.1	100.0



REPORT NUMBER: P870519

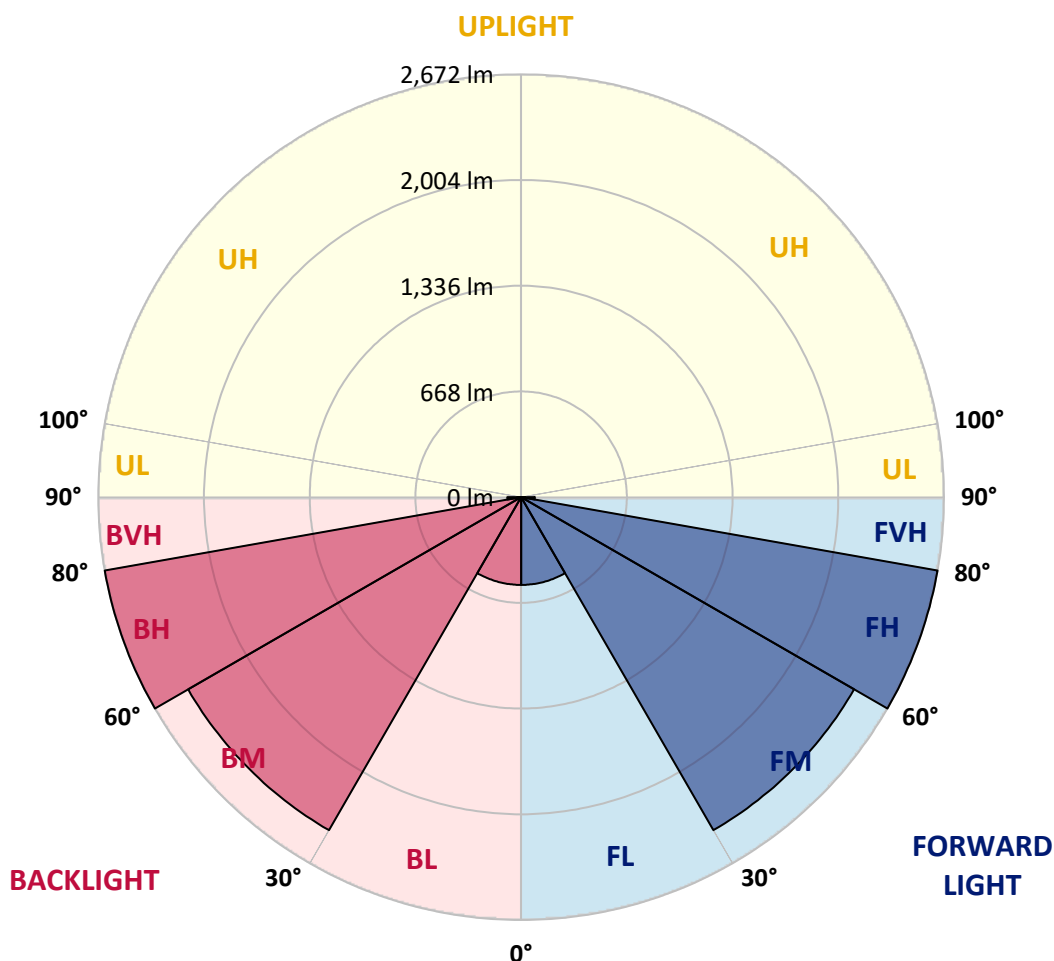
CATALOG NUMBER: MEM2-HSN-SA-90-830-U-T5R

**LUMINAIRE CLASSIFICATION SYSTEM LUMEN TABLE AND BUG RATING:**

Zone		Lumens	% Fixture	Zone Rating/Lumen Limit		
				B	U	G
FL	(0°-30°)	554.6	4.8			
FM	(30°-60°)	2430.1	21.2			
FH	(60°-80°)	2672.3	23.3			G2/5000
FVH	(80°-90°)	87.0	0.8			G1/100
BL	(0°-30°)	554.6	4.8	B2/1000		
BM	(30°-60°)	2430.1	21.2	B2/2500		
BH	(60°-80°)	2672.3	23.3	B4/5000		G2/5000
BVH	(80°-90°)	87.0	0.8			G1/100
UL	(90°-100°)	0.0	0.0		U0/0	
UH	(100°-180°)	0.0	0.0		U0/0	

**BUG Rating: B4-U0-G2**

Type V Short





REPORT NUMBER: P870519

CATALOG NUMBER: MEM2-HSN-SA-90-830-U-T5R

**CANDELA DISTRIBUTION (FULL):**

	0°	5°	15°	25°	35°	45°	55°	65°	75°	85°	90°
0°	1082.1	1082.1	1082.1	1082.1	1082.1	1082.1	1082.1	1082.1	1082.1	1082.1	1082.1
2.5°	1088.9	1086.6	1084.4	1084.4	1082.1	1084.4	1082.1	1084.4	1082.1	1082.1	1082.1
5°	1095.6	1093.3	1093.3	1093.3	1091.1	1091.1	1091.1	1091.1	1088.9	1086.6	1088.9
7.5°	1102.3	1102.3	1100.0	1104.5	1102.3	1104.5	1104.5	1106.7	1102.3	1100.0	1102.3
10°	1120.2	1120.2	1120.2	1124.6	1124.6	1131.3	1131.3	1133.6	1131.3	1126.9	1126.9
12.5°	1158.2	1155.9	1155.9	1155.9	1160.4	1164.9	1169.3	1169.3	1167.1	1160.4	1160.4
15°	1200.6	1205.1	1200.6	1198.4	1200.6	1205.1	1209.6	1209.6	1207.4	1205.1	1205.1
17.5°	1252.1	1254.3	1249.8	1245.4	1245.4	1252.1	1254.3	1254.3	1252.1	1247.6	1247.6
20°	1296.8	1299.0	1299.0	1296.8	1299.0	1303.5	1305.7	1308.0	1301.3	1294.6	1294.6
22.5°	1334.8	1337.0	1341.5	1350.4	1359.4	1363.9	1361.6	1361.6	1350.4	1343.7	1341.5
25°	1381.8	1388.5	1397.4	1408.6	1424.2	1435.4	1430.9	1422.0	1413.1	1399.6	1397.4
27.5°	1473.4	1473.4	1464.5	1468.9	1486.8	1498.0	1493.5	1486.8	1468.9	1460.0	1457.8
30°	1545.0	1545.0	1545.0	1540.5	1551.7	1565.1	1560.6	1549.4	1540.5	1536.0	1536.0
32.5°	1614.3	1609.8	1616.5	1625.5	1629.9	1634.4	1634.4	1625.5	1609.8	1603.1	1603.1
35°	1679.1	1683.6	1690.3	1703.7	1714.9	1708.2	1697.0	1690.3	1674.6	1661.2	1661.2
37.5°	1741.7	1746.2	1752.9	1773.0	1790.9	1788.7	1775.3	1757.4	1737.2	1726.1	1719.4
40°	1786.4	1788.7	1806.6	1837.9	1862.5	1871.4	1860.2	1835.6	1804.3	1782.0	1784.2
42.5°	1840.1	1844.6	1873.6	1918.4	1954.1	1967.5	1951.9	1918.4	1873.6	1844.6	1844.6
45°	1918.4	1920.6	1958.6	2014.5	2061.4	2083.8	2061.4	2014.5	1956.4	1927.3	1925.1
47.5°	1996.6	2003.3	2045.8	2112.9	2182.2	2209.0	2184.4	2124.1	2054.7	2019.0	2014.5
50°	2086.0	2090.5	2141.9	2233.6	2311.9	2347.6	2316.3	2240.3	2164.3	2119.6	2121.8
52.5°	2173.2	2186.7	2256.0	2352.1	2446.0	2486.3	2441.5	2358.8	2278.3	2235.8	2233.6
55°	2302.9	2318.6	2378.9	2486.3	2584.6	2629.4	2586.9	2495.2	2408.0	2361.0	2352.1
57.5°	2466.1	2475.1	2528.7	2638.3	2721.0	2763.5	2738.9	2653.9	2571.2	2513.1	2501.9
60°	2651.7	2660.7	2703.1	2814.9	2882.0	2913.3	2904.4	2855.2	2799.3	2772.4	2765.7
62.5°	2915.5	2917.8	2940.1	3005.0	3072.0	3085.5	3063.1	3051.9	3069.8	3040.7	3047.5
65°	3217.4	3217.4	3210.7	3219.6	3271.0	3255.4	3239.7	3288.9	3280.0	3230.8	3221.8
67.5°	3275.5	3288.9	3315.8	3335.9	3382.8	3353.8	3373.9	3382.8	3326.9	3282.2	3275.5
70°	2931.2	2946.8	3096.6	3188.3	3331.4	3358.2	3293.4	3259.9	3197.3	3114.5	3092.2
72.5°	1998.8	2077.1	2508.6	2803.7	3022.9	3056.4	3020.6	2978.1	2852.9	2788.1	2743.4
75°	1596.4	1638.9	2023.4	2314.1	2443.8	2441.5	2298.4	2251.5	2153.1	2144.2	2153.1
77.5°	974.8	983.8	1361.6	1589.7	1605.3	1596.4	1538.3	1502.5	1515.9	1448.8	1460.0
80°	297.4	324.2	514.2	775.8	834.0	807.1	796.0	809.4	822.8	842.9	874.2
82.5°	60.4	76.0	102.8	223.6	254.9	252.7	250.4	277.2	301.8	313.0	380.1
85°	6.7	6.7	8.9	17.9	38.0	60.4	62.6	55.9	85.0	82.7	58.1
87.5°	2.2	2.2	2.2	2.2	2.2	4.5	4.5	4.5	4.5	4.5	4.5
90°	0.0	0.0	0.0	0.0	0.0	0.0	0.0	0.0	0.0	0.0	0.0

LM-79-2019: Approved Method: Electrical and Photometric Measurements of Solid-  
State Lighting Products

Report Prepared for

Cooper Lighting Solutions

Streetworks

Report Number: SP1-2407-157-7

Test Date: 09/05/2024

Luminaire Tested: MEM2-HTN-SA-30-830-U-5WQ

Data in this report applies to families of products including MEM2-HTN-SA-30-830-U-5WQ



**Test Information**

Test Method: LM-79-2019  
 Report Number: SP1-2407-157-7  
 Test Lab: COOPER LIGHTING SOLUTIONS  
 Photometer: SP1 - 76IN SPHERE  
 Measurement Geometry: 4π  
 Issue Date: 09/05/2024  
 Manufacturer: COOPER LIGHTING SOLUTIONS  
 Product Line: Streetworks  
 Catalog Number: **MEM2-HTN-SA-30-830-U-5WQ**  
 Description: Epic Modern Light Square 30W 5WQ Optic

**Spectral Parameters**

CCT (K): 3126  
 CIE u': 0.2465  
 CIE v': 0.5182  
 Duv: -0.0004  
 CIE x: 0.4277  
 CIE y: 0.3997  
 CIE z: 0.1727  
 Peak Wavelength (nm): 601  
 Dominant Wavelength (nm): 582  
 Purity: 48.31913  
 Rf: 84.4  
 Rg: 94.7

CRI (Ra):	82.6		
R1:	81.4	R9:	5.1
R2:	92.2	R10:	82.2
R3:	94.9	R11:	79.8
R4:	80.1	R12:	70.4
R5:	81.8	R13:	84.2
R6:	90.5	R14:	97.9
R7:	81.8	R15:	73.6
R8:	58.0		



**Test Conditions**

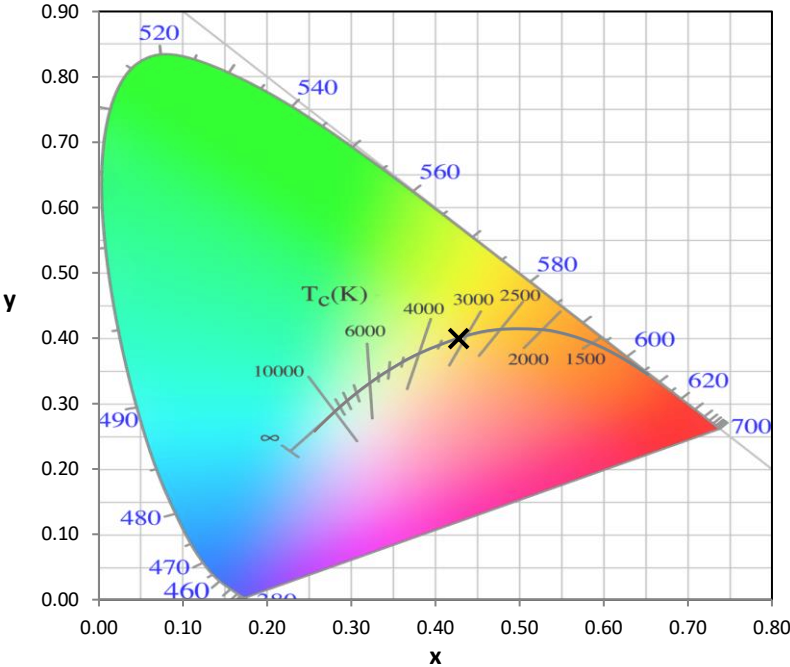
Stabilization Time: 22M  
 Operation Time: 1H 22M  
 Sphere Temperature (°C): 24.3

REPORT NUMBER: SP1-2407-157-7

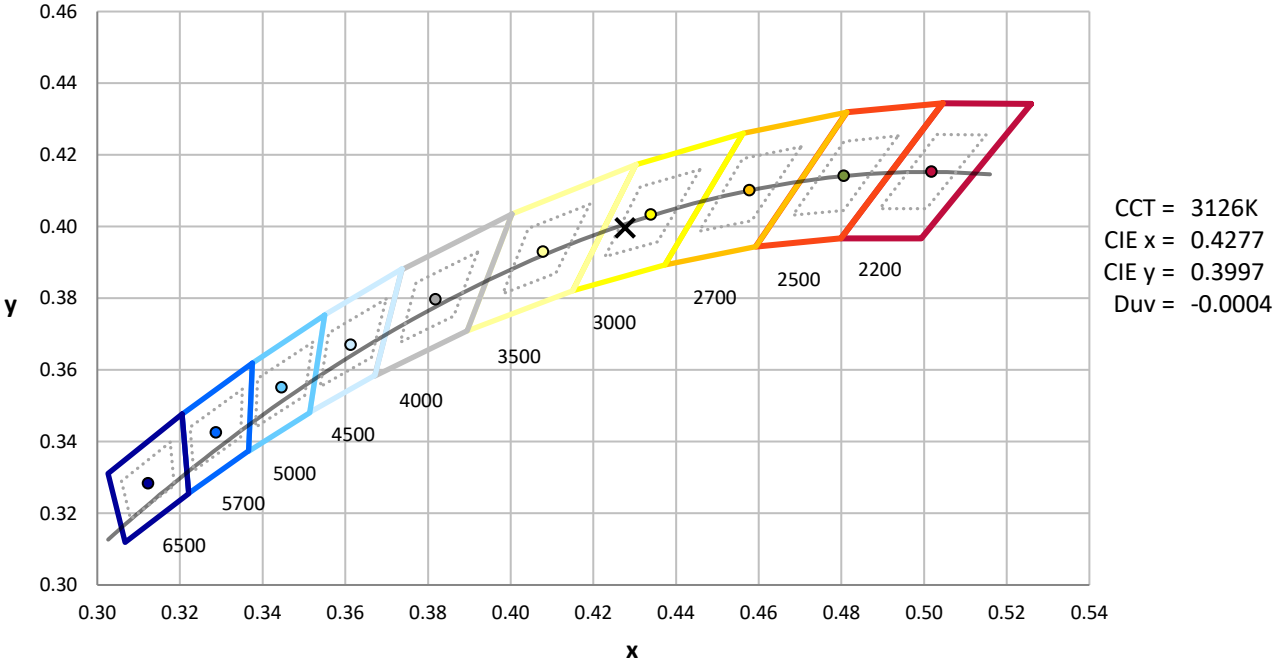
Measurement and Test Equipment			
Instrument	Identification Number	Calibration Date	Calibration Due Date
Photometer	IN0058	6/18/2024	12/18/2024
Power Meter	INXT2011004	2/8/2024	2/8/2025
AC Power Source	IN0063	10/24/2023	10/24/2024
DC Power Source	IN0208	10/24/2023	10/24/2024
Sphere Thermometer	IN0085	10/24/2023	10/24/2024
Room Thermometer	IN0046	10/24/2023	10/24/2024

REPORT NUMBER: SP1-2407-157-7

CIE 1931 Chromaticity Diagram



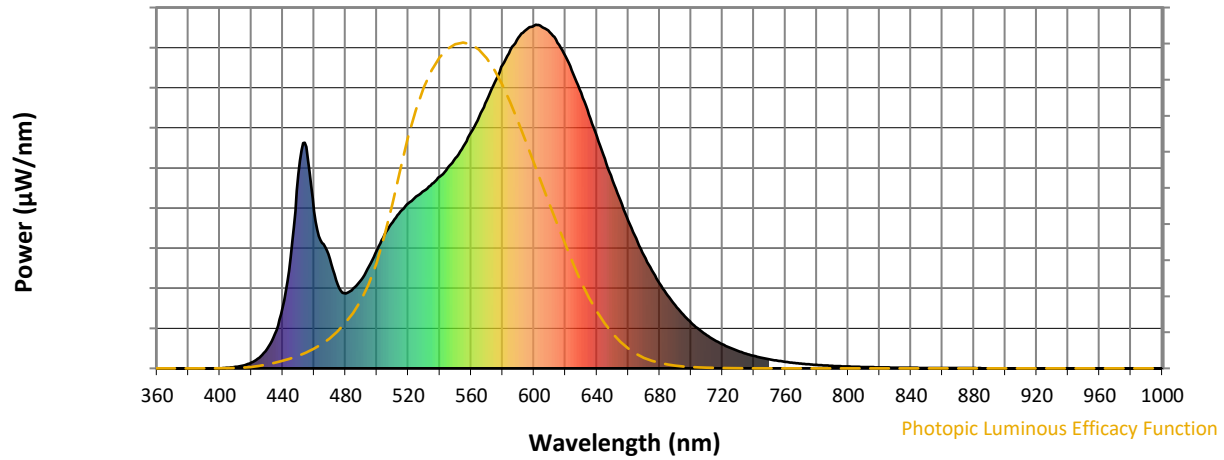
CIE 1931 Chromaticity Diagram with 2017 ANSI 7-Step and 4-Step Quadrangles



Point lies inside the ANSI 3000K 4-step quadrangle

REPORT NUMBER: SP1-2407-157-7

**Photopic Flux vs. Wavelength**

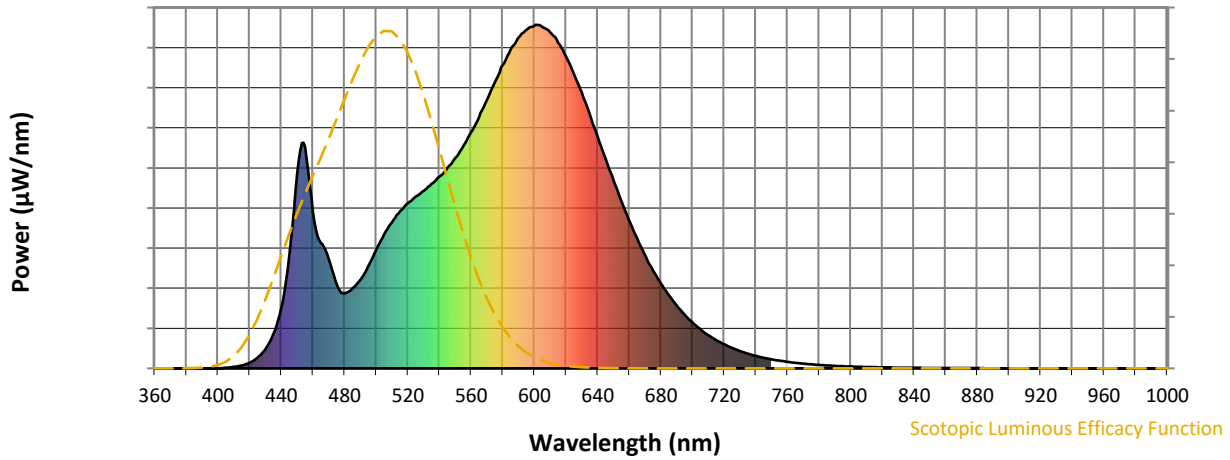


**Photopic Lumens: NR**

$\lambda$ (nm)	Power W <sup>^</sup> /nm	Lumens ( $\phi$ /nm)	$\lambda$ (nm)	Power W <sup>^</sup> /nm	Lumens ( $\phi$ /nm)	$\lambda$ (nm)	Power W <sup>^</sup> /nm	Lumens ( $\phi$ /nm)	$\lambda$ (nm)	Power W <sup>^</sup> /nm	Lumens ( $\phi$ /nm)	$\lambda$ (nm)	Power W <sup>^</sup> /nm	Lumens ( $\phi$ /nm)
360	0	NR	490	258	NR	620	908	NR	750	26	NR	880	1	NR
365	0	NR	495	297	NR	625	857	NR	755	22	NR	885	0	NR
370	0	NR	500	345	NR	630	801	NR	760	19	NR	890	0	NR
375	0	NR	505	391	NR	635	738	NR	765	16	NR	895	0	NR
380	0	NR	510	426	NR	640	675	NR	770	14	NR	900	0	NR
385	0	NR	515	456	NR	645	610	NR	775	12	NR	905	0	NR
390	0	NR	520	480	NR	650	547	NR	780	10	NR	910	0	NR
395	0	NR	525	500	NR	655	488	NR	785	9	NR	915	0	NR
400	0	NR	530	517	NR	660	429	NR	790	7	NR	920	0	NR
405	2	NR	535	538	NR	665	378	NR	795	6	NR	925	0	NR
410	4	NR	540	558	NR	670	328	NR	800	5	NR	930	0	NR
415	9	NR	545	584	NR	675	285	NR	805	5	NR	935	0	NR
420	16	NR	550	611	NR	680	247	NR	810	4	NR	940	0	NR
425	31	NR	555	646	NR	685	212	NR	815	3	NR	945	0	NR
430	56	NR	560	687	NR	690	183	NR	820	3	NR	950	0	NR
435	101	NR	565	731	NR	695	156	NR	825	3	NR	955	0	NR
440	178	NR	570	780	NR	700	133	NR	830	2	NR	960	0	NR
445	323	NR	575	832	NR	705	114	NR	835	2	NR	965	0	NR
450	566	NR	580	883	NR	710	96	NR	840	2	NR	970	0	NR
455	645	NR	585	927	NR	715	82	NR	845	1	NR	975	0	NR
460	457	NR	590	963	NR	720	70	NR	850	1	NR	980	0	NR
465	365	NR	595	985	NR	725	59	NR	855	1	NR	985	0	NR
470	317	NR	600	998	NR	730	50	NR	860	1	NR	990	0	NR
475	244	NR	605	994	NR	735	43	NR	865	1	NR	995	0	NR
480	218	NR	610	978	NR	740	36	NR	870	1	NR	1000	0	NR
485	233	NR	615	947	NR	745	31	NR	875	1	NR			

REPORT NUMBER: SP1-2407-157-7

**Scotopic Flux vs. Wavelength**



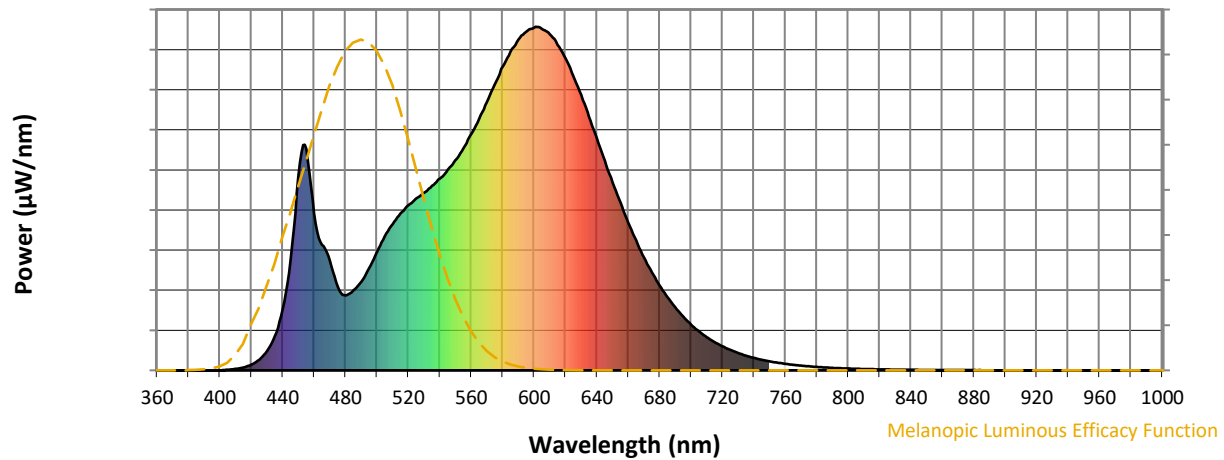
**Scotopic Lumens: NR**

**S/P: 1.42**

λ (nm)	Power W <sup>^</sup> /nm	Lumens (φ/nm)	λ (nm)	Power W <sup>^</sup> /nm	Lumens (φ/nm)	λ (nm)	Power W <sup>^</sup> /nm	Lumens (φ/nm)	λ (nm)	Power W <sup>^</sup> /nm	Lumens (φ/nm)	λ (nm)	Power W <sup>^</sup> /nm	Lumens (φ/nm)
360	0	NR	490	258	NR	620	908	NR	750	26	NR	880	1	NR
365	0	NR	495	297	NR	625	857	NR	755	22	NR	885	0	NR
370	0	NR	500	345	NR	630	801	NR	760	19	NR	890	0	NR
375	0	NR	505	391	NR	635	738	NR	765	16	NR	895	0	NR
380	0	NR	510	426	NR	640	675	NR	770	14	NR	900	0	NR
385	0	NR	515	456	NR	645	610	NR	775	12	NR	905	0	NR
390	0	NR	520	480	NR	650	547	NR	780	10	NR	910	0	NR
395	0	NR	525	500	NR	655	488	NR	785	9	NR	915	0	NR
400	0	NR	530	517	NR	660	429	NR	790	7	NR	920	0	NR
405	2	NR	535	538	NR	665	378	NR	795	6	NR	925	0	NR
410	4	NR	540	558	NR	670	328	NR	800	5	NR	930	0	NR
415	9	NR	545	584	NR	675	285	NR	805	5	NR	935	0	NR
420	16	NR	550	611	NR	680	247	NR	810	4	NR	940	0	NR
425	31	NR	555	646	NR	685	212	NR	815	3	NR	945	0	NR
430	56	NR	560	687	NR	690	183	NR	820	3	NR	950	0	NR
435	101	NR	565	731	NR	695	156	NR	825	3	NR	955	0	NR
440	178	NR	570	780	NR	700	133	NR	830	2	NR	960	0	NR
445	323	NR	575	832	NR	705	114	NR	835	2	NR	965	0	NR
450	566	NR	580	883	NR	710	96	NR	840	2	NR	970	0	NR
455	645	NR	585	927	NR	715	82	NR	845	1	NR	975	0	NR
460	457	NR	590	963	NR	720	70	NR	850	1	NR	980	0	NR
465	365	NR	595	985	NR	725	59	NR	855	1	NR	985	0	NR
470	317	NR	600	998	NR	730	50	NR	860	1	NR	990	0	NR
475	244	NR	605	994	NR	735	43	NR	865	1	NR	995	0	NR
480	218	NR	610	978	NR	740	36	NR	870	1	NR	1000	0	NR
485	233	NR	615	947	NR	745	31	NR	875	1	NR			

REPORT NUMBER: SP1-2407-157-7

**Melanopic Flux vs. Wavelength**



**Melanopic Lumens: NR**

**M/P: 2.79**

$\lambda$ (nm)	Power W <sup>^</sup> /nm	Lumens ( $\phi$ /nm)	$\lambda$ (nm)	Power W <sup>^</sup> /nm	Lumens ( $\phi$ /nm)	$\lambda$ (nm)	Power W <sup>^</sup> /nm	Lumens ( $\phi$ /nm)	$\lambda$ (nm)	Power W <sup>^</sup> /nm	Lumens ( $\phi$ /nm)	$\lambda$ (nm)	Power W <sup>^</sup> /nm	Lumens ( $\phi$ /nm)
360	0	NR	490	258	NR	620	908	NR	750	26	NR	880	1	NR
365	0	NR	495	297	NR	625	857	NR	755	22	NR	885	0	NR
370	0	NR	500	345	NR	630	801	NR	760	19	NR	890	0	NR
375	0	NR	505	391	NR	635	738	NR	765	16	NR	895	0	NR
380	0	NR	510	426	NR	640	675	NR	770	14	NR	900	0	NR
385	0	NR	515	456	NR	645	610	NR	775	12	NR	905	0	NR
390	0	NR	520	480	NR	650	547	NR	780	10	NR	910	0	NR
395	0	NR	525	500	NR	655	488	NR	785	9	NR	915	0	NR
400	0	NR	530	517	NR	660	429	NR	790	7	NR	920	0	NR
405	2	NR	535	538	NR	665	378	NR	795	6	NR	925	0	NR
410	4	NR	540	558	NR	670	328	NR	800	5	NR	930	0	NR
415	9	NR	545	584	NR	675	285	NR	805	5	NR	935	0	NR
420	16	NR	550	611	NR	680	247	NR	810	4	NR	940	0	NR
425	31	NR	555	646	NR	685	212	NR	815	3	NR	945	0	NR
430	56	NR	560	687	NR	690	183	NR	820	3	NR	950	0	NR
435	101	NR	565	731	NR	695	156	NR	825	3	NR	955	0	NR
440	178	NR	570	780	NR	700	133	NR	830	2	NR	960	0	NR
445	323	NR	575	832	NR	705	114	NR	835	2	NR	965	0	NR
450	566	NR	580	883	NR	710	96	NR	840	2	NR	970	0	NR
455	645	NR	585	927	NR	715	82	NR	845	1	NR	975	0	NR
460	457	NR	590	963	NR	720	70	NR	850	1	NR	980	0	NR
465	365	NR	595	985	NR	725	59	NR	855	1	NR	985	0	NR
470	317	NR	600	998	NR	730	50	NR	860	1	NR	990	0	NR
475	244	NR	605	994	NR	735	43	NR	865	1	NR	995	0	NR
480	218	NR	610	978	NR	740	36	NR	870	1	NR	1000	0	NR
485	233	NR	615	947	NR	745	31	NR	875	1	NR			

**Summary**

$R_f = 84.4$   
 $R_g = 94.7$   
 $CIE R_a = 82.6$   
 $R_9 = 5.1$

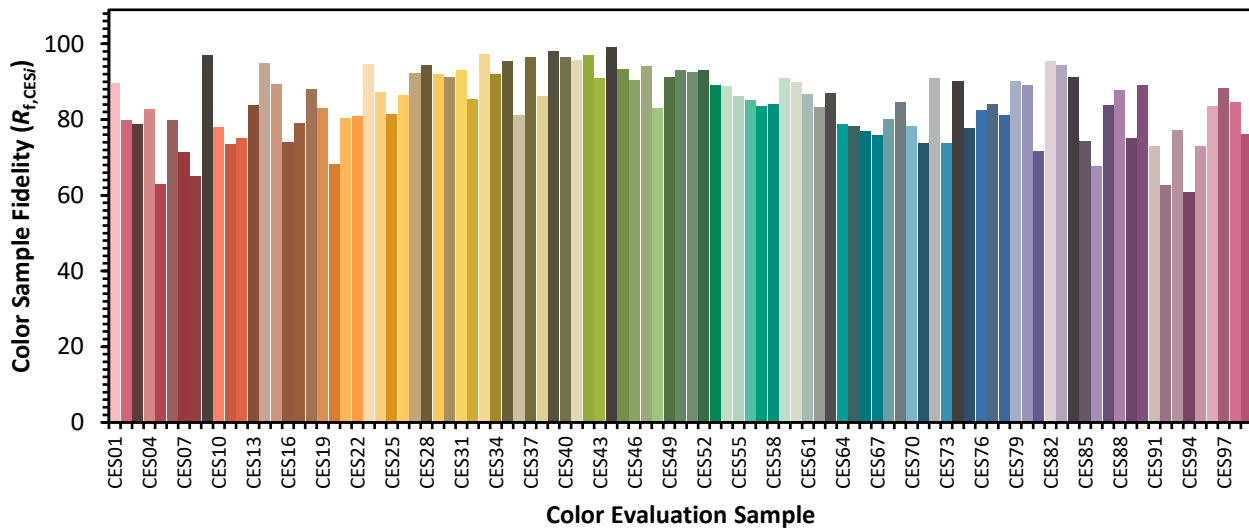


**Color Vector Graphics**



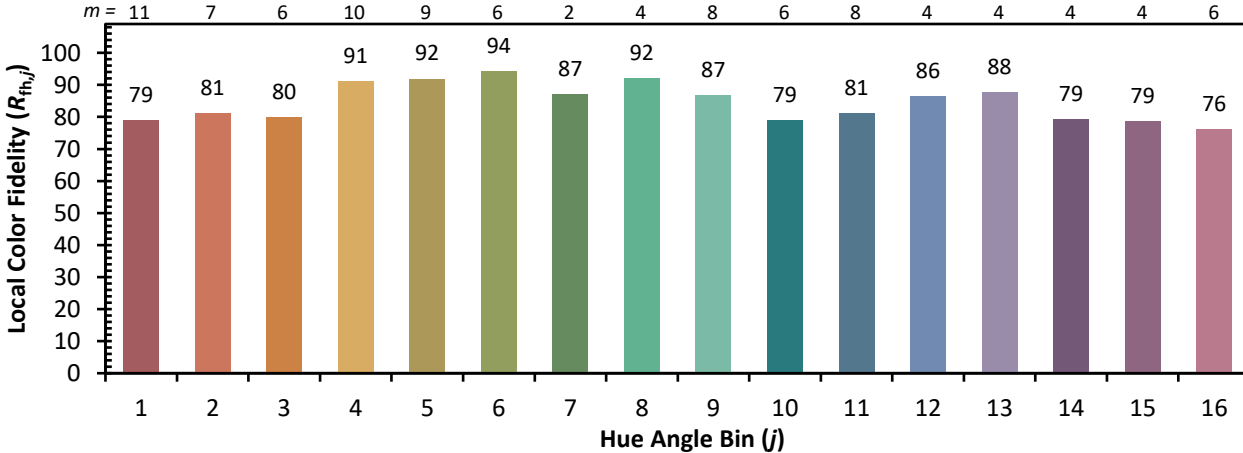
**Individual Sample Fidelity Index ( $R_{f,i}$ )**

CES01 = 86	CES26 = 86	CES51 = 93	CES76 = 82
CES02 = 63	CES27 = 92	CES52 = 93	CES77 = 84
CES03 = 31	CES28 = 94	CES53 = 89	CES78 = 81
CES04 = 70	CES29 = 92	CES54 = 89	CES79 = 90
CES05 = 49	CES30 = 91	CES55 = 86	CES80 = 89
CES06 = 51	CES31 = 93	CES56 = 85	CES81 = 72
CES07 = 42	CES32 = 85	CES57 = 83	CES82 = 95
CES08 = 41	CES33 = 97	CES58 = 84	CES83 = 94
CES09 = 29	CES34 = 92	CES59 = 91	CES84 = 91
CES10 = 76	CES35 = 96	CES60 = 90	CES85 = 74
CES11 = 59	CES36 = 81	CES61 = 87	CES86 = 68
CES12 = 65	CES37 = 96	CES62 = 83	CES87 = 84
CES13 = 43	CES38 = 86	CES63 = 87	CES88 = 88
CES14 = 74	CES39 = 98	CES64 = 79	CES89 = 75
CES15 = 71	CES40 = 96	CES65 = 78	CES90 = 89
CES16 = 47	CES41 = 96	CES66 = 77	CES91 = 73
CES17 = 50	CES42 = 97	CES67 = 76	CES92 = 63
CES18 = 56	CES43 = 91	CES68 = 80	CES93 = 77
CES19 = 72	CES44 = 99	CES69 = 85	CES94 = 61
CES20 = 66	CES45 = 93	CES70 = 78	CES95 = 73
CES21 = 87	CES46 = 90	CES71 = 74	CES96 = 84
CES22 = 79	CES47 = 94	CES72 = 91	CES97 = 88
CES23 = 92	CES48 = 83	CES73 = 74	CES98 = 85
CES24 = 91	CES49 = 91	CES74 = 90	CES99 = 76
CES25 = 72	CES50 = 93	CES75 = 78	

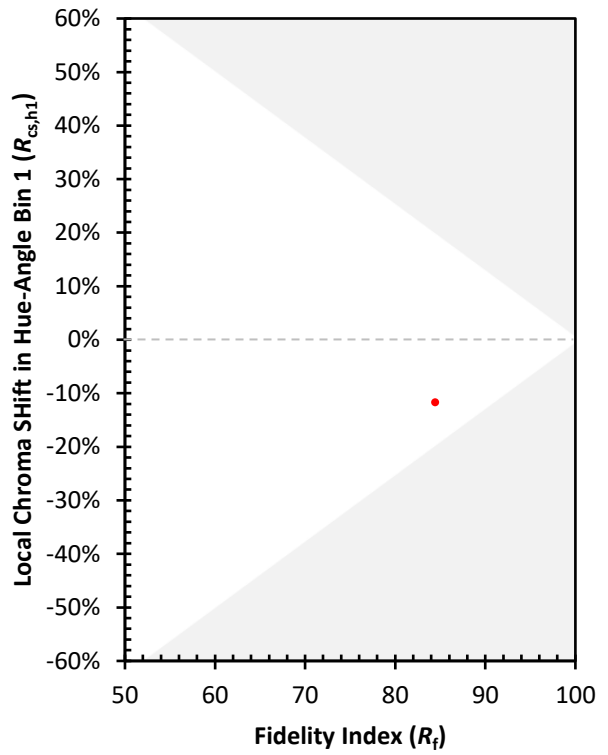
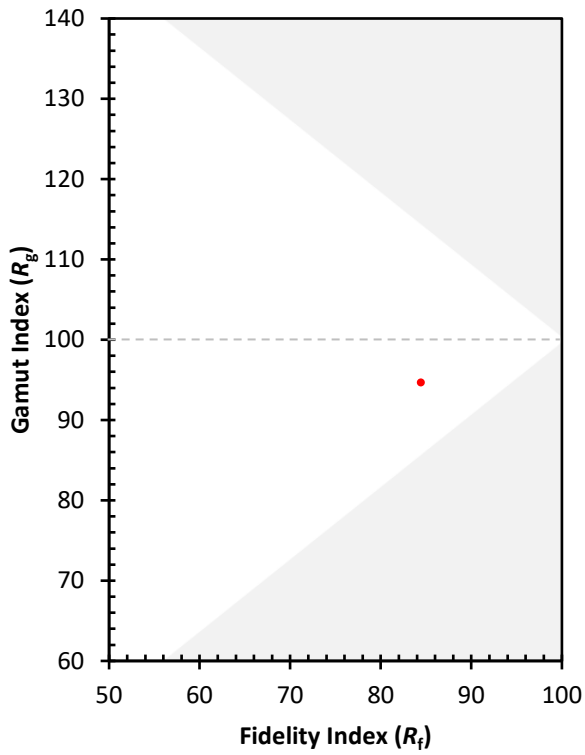




Color Rendition by Hue-Angle Bin



Measure Comparisons



(END OF REPORT)